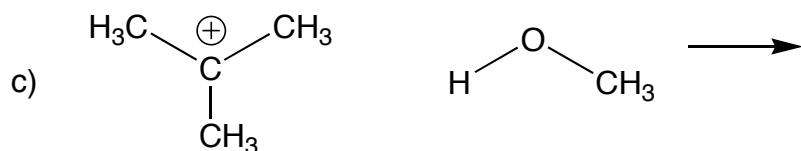
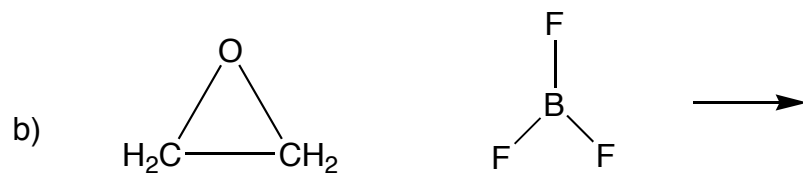
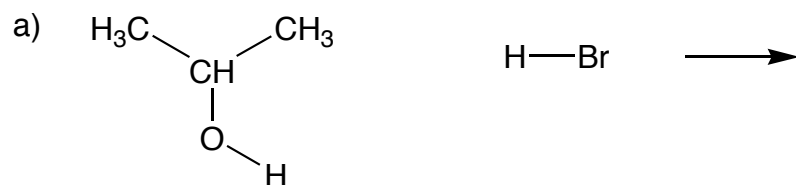


4. (12) Use curved arrows to show electron movement in the acid-base reactions below and draw the structures of the products. Add lone pairs where necessary in order to be explicit about electron movement.



5. (8) Label (a, b, *etc.*) all the curved arrows above and describe, in one sentence, what each arrow means.